



Apps to make Cabinet Vision work for you.

Gola Profile Rail - What's Included

Contents of this Article...

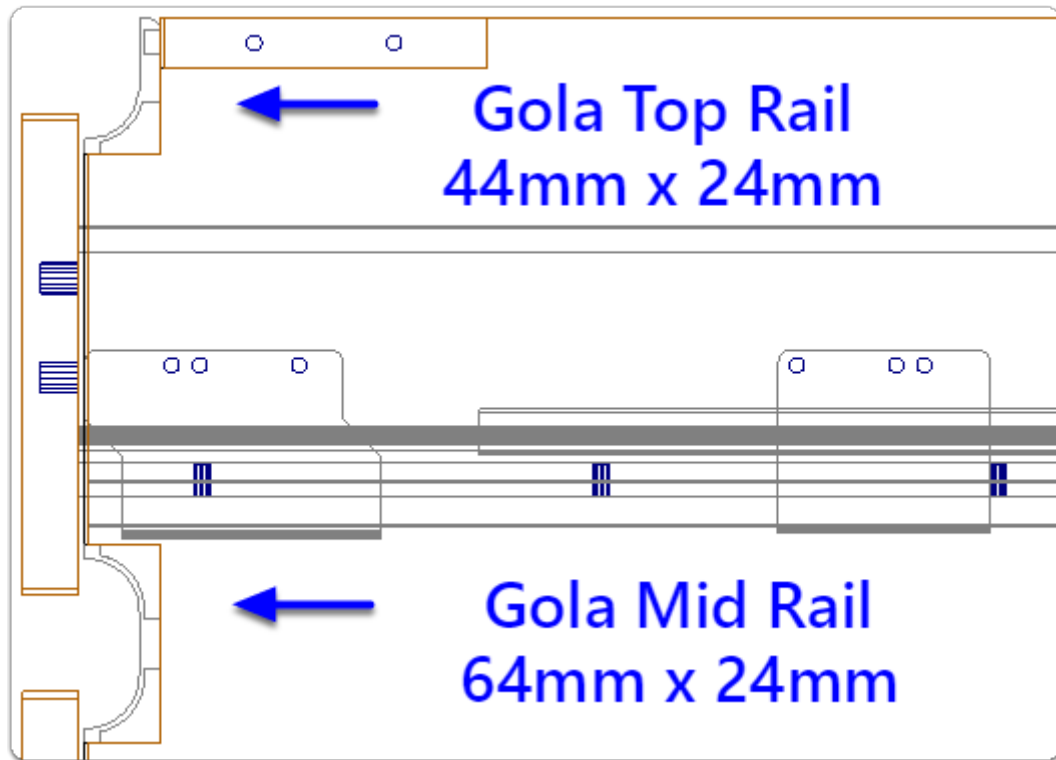
- Supporting package - Joinery IT Catalog
- End View
- System Parameter - Design Mode
- 6 x UCS and Public Variables
- Cabinet Attributes
- Pull Material Schedules
- Profile Rail Materials
 - Gola Top Rail - L Profile 44 x 24mm
 - Gola Mid Rail - C Profile 64 x 24mm
- Support is added for Horizontal grained ends and partitions
- Corner Clearance Options (Cross Sections)

Support package included - Joinery IT Catalog

- This package uses library parts shaped around top and mid rails

Orthographic End View

Gola Profile Rail - What's Included



i System Parameter - Design Mode (for profile rails) [Yes-No]

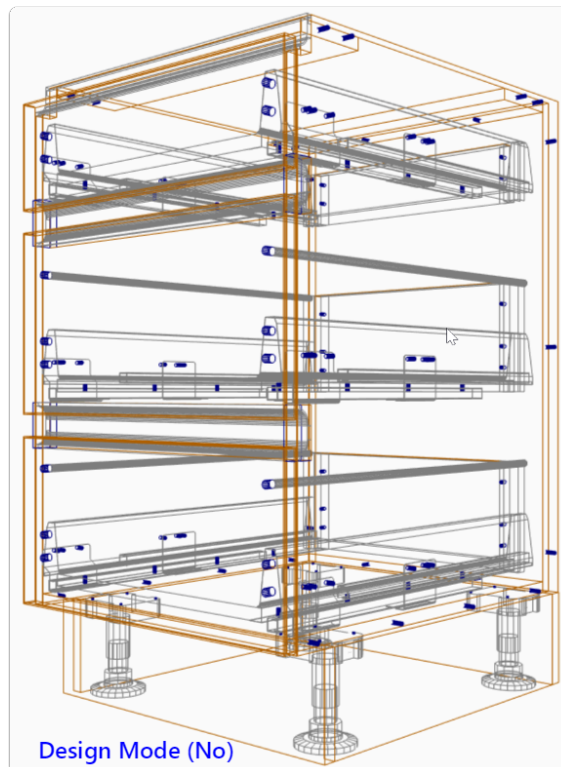
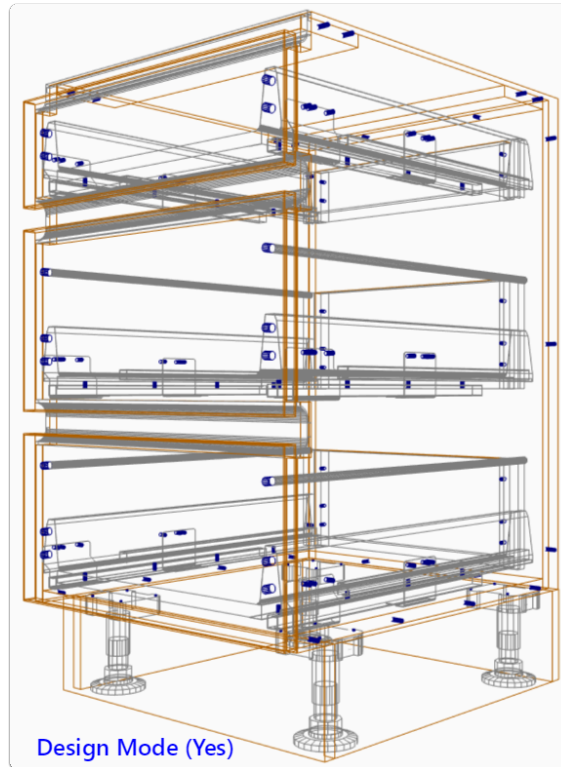
- A job level note so you can switch between shaping ends for Mid Rails or using a rebate/dado operation for each Mid Rail
 - Set Design Mode to 'Yes' on your Design Systems and ends will be shaped in the design drawing
 - Toggle Design Mode to 'No' on your Detail System so the ends get a single band

See the following images...

1. *Design Mode (Yes), Mid Rail penetration all the way through the end. IE: Edge band is split between rails*
2. *Design Mode (No), Mid Rail penetration through end is rebated. IE: 1mm is left on for edge band machine (Note: Shape End for Rails Default set to 'Shape Top and Rebate Mid')*

Apps to make Cabinet Vision work for you.

Gola Profile Rail - What's Included





Apps to make Cabinet Vision work for you.

Gola Profile Rail - What's Included

UCS - Public Variables (Pictured below)

Profile Rail - Gola-1

- Auto-add to Horizontal Reveals
- Auto-add to Top Reveals
- Gola Corner Clear-out Method
 - Outline
 - Drill
 - None (Default)
- Gola Corner Check for Outline (DX)
- Gola Corner Check for Outline (DY)

Profile Rail - Gola-3

- Move Rail Down
 - Mid Rails center position will automatically be adjusted down from the reveal center by this amount

Profile Rail - Gola-5

- Shape Ends for Rails (Default)
 - Shape Top and Mid
 - Shape Top and Rebate Mid
 - Use Shape Editor
- Rebate Depth

Apps to make Cabinet Vision work for you.

Gola Profile Rail - What's Included

User Created Standard				Public Variables	
User Created Standard	Order	Part	Descript ^		
Profile Rail - Gola-1 (Cab)	140	Casing	CV11-Jo	Corner (Clearout)	None
Profile Rail - Gola-2 (FACE*)	141	Top Rail	CV11-Jo	Corner Check (DX)	12.8mm
Profile Rail - Gola-3 (DWR_OPEN)	142	Drawer Guide	CV11-Jo	Corner Check (DY)	5mm
Profile Rail - Gola-4 (Pul* DS TS MR)	143	Door Pull	CV11-Jo	Added to Horizontal Rev	28mm
Profile Rail - Gola-5 (LU RU PT DIV)	144	Unfinished Right ...	CV11-Jo	Added to Top Reveal	28mm
Profile Rail - Gola-6 (MR)	145	Mid Rail	CV11-Jo		

User Created Standard				Public Variables	
User Created Standard	Order	Part	Descript ^		
Profile Rail - Gola-1 (Cab)	140	Casing	CV11-Jo	Move Rail Down	0mm
Profile Rail - Gola-2 (FACE*)	141	Top Rail	CV11-Jo		
Profile Rail - Gola-3 (DWR_OPEN)	142	Drawer Guide	CV11-Jo		
Profile Rail - Gola-4 (Pul* DS TS MR)	143	Door Pull	CV11-Jo		
Profile Rail - Gola-5 (LU RU PT DIV)	144	Unfinished Right ...	CV11-Jo		
Profile Rail - Gola-6 (MR)	145	Mid Rail	CV11-Jo		

User Created Standard				Public Variables	
User Created Standard	Order	Part	Descript ^		
Profile Rail - Gola-1 (Cab)	140	Casing	CV11-Jo	Shape Ends for Rail	Shape Top and Mid
Profile Rail - Gola-2 (FACE*)	141	Top Rail	CV11-Jo	Rebate (DZ)	DZ -1mm
Profile Rail - Gola-3 (DWR_OPEN)	142	Drawer Guide	CV11-Jo		
Profile Rail - Gola-4 (Pul* DS TS MR)	143	Door Pull	CV11-Jo		
Profile Rail - Gola-5 (LU RU PT DIV)	144	Unfinished Right ...	CV11-Jo		
Profile Rail - Gola-6 (MR)	145	Mid Rail	CV11-Jo		

Cabinet Level Attributes

- Profile Rail - Top Rail
 - Activate and deactivate the top rail and end cut outs
- Profile Rail - Top (Adjust Left)
 - Adjusts the top rail left
- Profile Rail - Top (Adjust Right)

Apps to make Cabinet Vision work for you.

Gola Profile Rail - What's Included

- Adjusts the top rail right
- Profile Rail - Top (Hide)
 - Hide the top rail when a rail from another cabinet spans this rail space
 - This option keeps end cut outs for the top rail

Profile Rail - Top Rail	True
Profile Rail - Top Rail (Adjust Left)	0
Profile Rail - Top Rail (Adjust Right)	0
Profile Rail - Top Rail (Hide)	False

Material Schedule	Door Pull - Top Profile Rails	Drawer Pull - Mid Profile Rails
Profile Rail - Gola [44-64]	3.9m Profile Rail-44mm Gola-L (Aluminium)	3.9m Profile Rail-64mm Gola-C (Aluminium)

Gola by Archant - Profile Rails	SKU	Description
3.9m Profile Rail-44mm Gola-L (Aluminium)	1416 AL	Alluminium Gola L Profile Rail 3900 x 44 x 24mm
3.9m Profile Rail-64mm Gola-C (Aluminium)	1422 AL	Alluminium Gola C Profile Rail 3900 x 64 x 24mm

i Support is added for Horizontal grained ends and partitions

- Edit your construction method to use horizontal grain for ends, partitions or dividers and the parts are ready for both design and manufacture

Apps to make Cabinet Vision work for you.

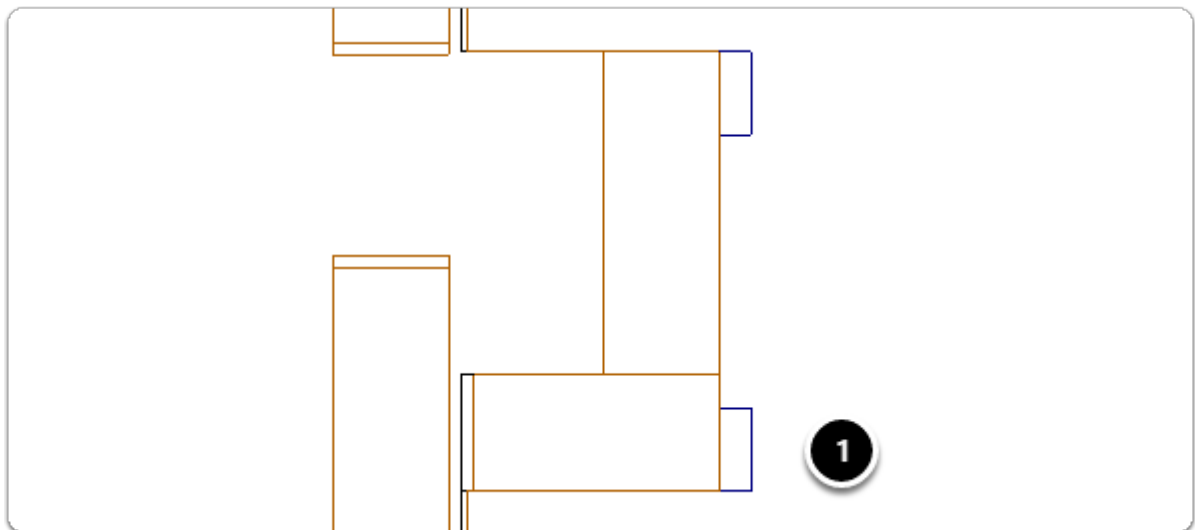
Gola Profile Rail - What's Included

i Corner Clear-out isn't required with Gola Profile Rail

It is included with the package however...

Use UCS Public Variable to toggle between the following if you need it...
(Shown here with 2 piece exposed cabinet rails)

1. Outline
2. Drill
3. None (Default)



Apps to make Cabinet Vision work for you.

Gola Profile Rail - What's Included

