



Apps to make Cabinet Vision work for you.

Vercelli Profile Rail - What's Included

Contents of this Article...

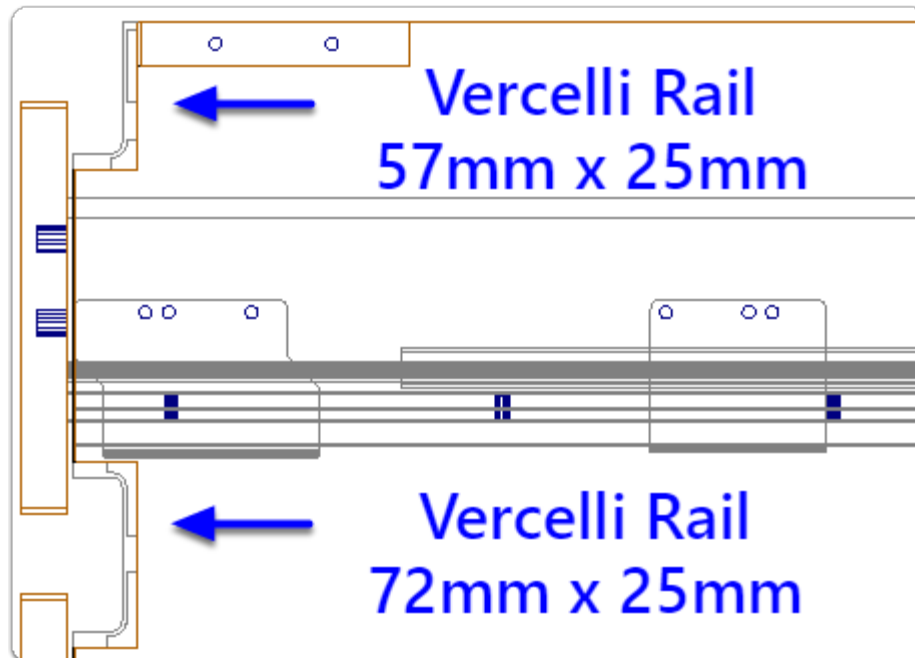
- Supporting package - Joinery IT Catalog
- End View
- System Parameter - Design Mode
- 6 x UCS Public Variables
- Cabinet Attributes
- Pull Material Schedules
- Profile Rail Materials
 - Vercelli Top Rail - L Profile 57 x 25mm
 - Vercelli Mid Rail - C Profile 72 x 25mm
- Support is added for Horizontal grained ends and partitions
- Cutout Corner Clearance Options (Cross Sections)

Support package included - Joinery IT Catalog

- This package uses library parts shaped around top and mid rails

Orthographic End View

Vercelli Profile Rail - What's Included



i System Parameter - Design Mode (for profile rails) [Yes-No]

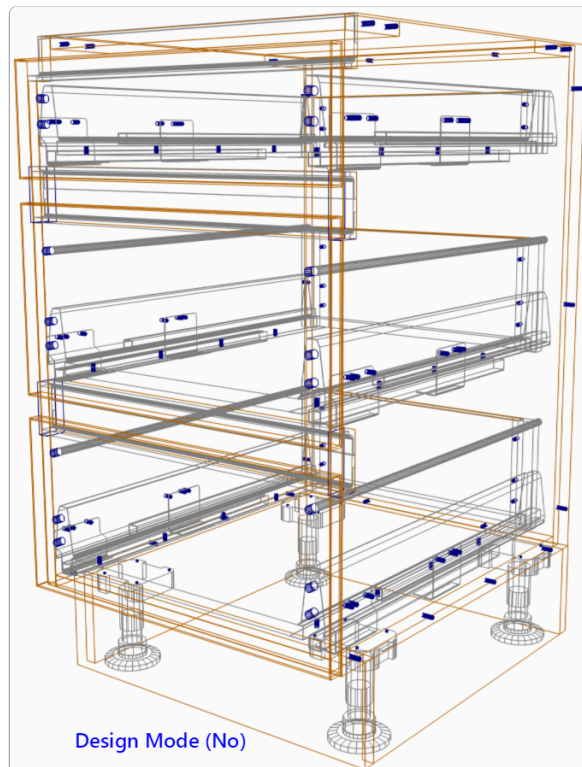
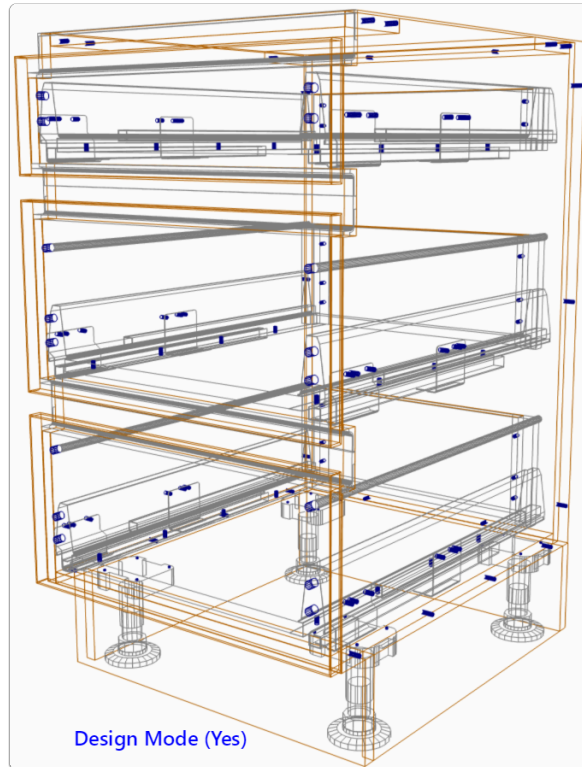
- A job level note so you can switch between shaping ends for Mid Rails or using a rebate/dado operation for each Mid Rail
 - Set Design Mode to 'Yes' on your Design Systems and ends will be shaped in the design drawing
 - Toggle Design Mode to 'No' on your Detail System so the ends get a single band

See the following images...

1. *Design Mode (Yes), Mid Rail penetration all the way through the end. IE: Edge band is split between rails*
2. *Design Mode (No), Mid Rail penetration through end is rebated. IE: 1mm is left on for edge band machine (Note: Shape End for Rails Default set to 'Shape Top and Rebate Mid')*

Apps to make Cabinet Vision work for you.

Vercelli Profile Rail - What's Included





Apps to make Cabinet Vision work for you.

Vercelli Profile Rail - What's Included

UCS - Public Variables (Pictured below)

Profile Rail - Vercelli-1

- Auto-add to Horizontal Reveals
- Auto-add to Top Reveals
- Vercelli Corner Clear-out Method
 - Outline
 - Drill
 - None (Default)
- Vercelli Corner Check for Outline (DX)
- Vercelli Corner Check for Outline (DY)

Profile Rail - Vercelli-2 ("Drilling for Clips" Added in CV12)

- Mid Rail Bore (X)
- Mid Rail Bore (Y)
- Top Rail Bore (X)
- Top Rail Bore (Y)
- Rail Bore (DX)
- Rail Bore (DZ)
- Rail Bore (Repeat)
- Rail Bore (Spacing)

Profile Rail - Vercelli-3

- Move Rail Down
 - Mid Rails center position will automatically be adjusted down from the reveal center by this amount

Profile Rail - Vercelli-5

- Shape Ends for Rails (Default)
 - Shape Top and Mid
 - Shape Top and Rebate Mid

Apps to make Cabinet Vision work for you.

Vercelli Profile Rail - What's Included

- Use Shape Editor
- Rebate Depth

User Created Standards				Public Variables	
User Created Standard	Order	Part	Descript ^		
Profile Rail - Vercelli-1 (Cab)	170	Casing	CV11-Jo	Corner (Clearout)	None
Profile Rail - Vercelli-2 (FACE*)	171	Top Rail	CV11-Jo	Corner Check (DX)	12.8mm
Profile Rail - Vercelli-3 (DWR_OPEN)	172	Drawer Guide	CV11-Jo	Corner Check (DY)	5mm
Profile Rail - Vercelli-4 (Pul* DS TS MR)	173	Door Pull	CV11-Jo	Added to Horizontal Reveal	28mm
Profile Rail - Vercelli-5 (LU RU PT DIV)	174	Unfinished Right ...	CV11-Jo	Added to Top Reveal	28mm
Profile Rail - Vercelli-6 (MR)	175	Mid Rail	CV11-Jo		

Public Variables		O...	Name
Mid Rail Bore (X)	44mm	183	Joinery IT (Profile Rail-Vercelli-1)
Mid Rail Bore (Y)	36mm	184	Joinery IT (Profile Rail-Vercelli-2)
Rail Bore (DX)	3mm	185	Joinery IT (Profile Rail-Vercelli-3)
Rail Bore (DZ)	3mm	186	Joinery IT (Profile Rail-Vercelli-4)
Rail Bore (Repeat)	2	187	Joinery IT (Profile Rail-Vercelli-5)
Rail Bore (Spacing)	32mm	188	Joinery IT (Profile Rail-Vercelli-6)
Top Rail Bore (X)	44mm		
Top Rail Bore (Y)	19mm		

User Created Standards				Public Variables	
User Created Standard	Order	Part	Descript ^		
Profile Rail - Vercelli-1 (Cab)	170	Casing	CV11-Jo		
Profile Rail - Vercelli-2 (FACE*)	171	Top Rail	CV11-Jo		
Profile Rail - Vercelli-3 (DWR_OPEN)	172	Drawer Guide	CV11-Jo		
Profile Rail - Vercelli-4 (Pul* DS TS MR)	173	Door Pull	CV11-Jo		
Profile Rail - Vercelli-5 (LU RU PT DIV)	174	Unfinished Right ...	CV11-Jo		
Profile Rail - Vercelli-6 (MR)	175	Mid Rail	CV11-Jo		
				Move Rail Down	5.2mm

Apps to make Cabinet Vision work for you.

Vercelli Profile Rail - What's Included

User Created Standards				Public Variables	
User Created Standard	Order	Part	Descript ^	Shape Ends for Rail	Shape Top and M
Profile Rail - Vercelli-1 (Cab)	170	Casing	CV11-Jo	Rebate (DZ)	DZ -1mm
Profile Rail - Vercelli-2 (FACE*)	171	Top Rail	CV11-Jo		
Profile Rail - Vercelli-3 (DWR_OPEN)	172	Drawer Guide	CV11-Jo		
Profile Rail - Vercelli-4 (Pul* DS TS MR)	173	Door Pull	CV11-Jo		
Profile Rail - Vercelli-5 (LU RU PT DIV)	174	Unfinished Right ...	CV11-Jo		
Profile Rail - Vercelli-6 (MR)	175	Mid Rail	CV11-Jo		

i Cabinet Level Attributes

- Profile Rail - Top Rail
 - Activate and deactivate the top rail and end cut outs
- Profile Rail - Top (Adjust Left)
 - Adjusts the top rail left
- Profile Rail - Top (Adjust Right)
 - Adjusts the top rail right
- Profile Rail - Top (Hide)
 - Hide the top rail when a rail from another cabinet spans this rail space
 - This option keeps end cut outs for the top rail

Profile Rail - Top Rail	True
Profile Rail - Top Rail (Adjust Left)	0
Profile Rail - Top Rail (Adjust Right)	0
Profile Rail - Top Rail (Hide)	False

Material Schedule	Door Pull - Top Profile Rail	Drawer Pull - Mid Profile Rail
Profile Rail - Vercelli [57-72] (Brushed Nickel)	3.6m Top Rail-57mm Vercelli-L (Brushed Nickel)	3.6m Centre Rail-72mm Vercelli-C (Brushed Nickel)

Apps to make Cabinet Vision work for you.

Vercelli Profile Rail - What's Included

Material Schedule	Door Pull - Top Profile Rail	Drawer Pull - Mid Profile Rail
Profile Rail - Vercelli [57-72] (Anodised)	3.6m Top Rail-57mm Vercelli-L (Anodised)	3.6m Centre Rail-72mm Vercelli-C (Anodised)
Profile Rail - Vercelli [57-72] (Matt Black)	3.6m Top Rail-57mm Vercelli-L (Matt Black)	3.6m Centre Rail-72mm Vercelli-C (Matt Black)
Profile Rail - Vercelli [57-72] (White)	3.6m Top Rail-57mm Vercelli-L (White)	3.6m Centre Rail-72mm Vercelli-C (White)

Vercelli by Archant - Profile Rail	SKU	Description
4.2m Top Rail-57mm Vercelli-L (Brushed Nickel)	14 1375 BN	Brushed Nickel Vercelli L Profile Rail 4200 x 57 x 25mm
4.2m Centre Rail-72mm Vercelli-C (Brushed Nickel)	14 1378 BN	Brushed Nickel Vercelli C Profile Rail 4200 x 72 x 25mm
4.2m Top Rail-57mm Vercelli-L (Anodised)	14 1465 AN	Anodised Vercelli L Profile Rail 4200 x 57 x 25mm
4.2m Centre Rail-72mm Vercelli-C (Anodised)	14 1466 AN	Anodised Vercelli C Profile Rail 4200 x 72 x 25mm
4.2m Top Rail-57mm Vercelli-L (Matt Black)	14 1471 BL	Matt Black Vercelli L Profile Rail 4200 x 57 x 25mm
4.2m Centre Rail-72mm Vercelli-C (Matt Black)	14 1472 BL	Matt Black Vercelli C Profile Rail 4200 x 72 x 25mm
4.2m Top Rail-57mm Vercelli-L (White)	14 1477 WH	White Vercelli L Profile Rail 4200 x 57 x 25mm
4.2m Centre Rail-72mm Vercelli-C (White)	14 1472 WH	White Vercelli C Profile Rail 4200 x 72 x 25mm

Apps to make Cabinet Vision work for you.

Vercelli Profile Rail - What's Included

i Support is added for Horizontal grained ends and partitions

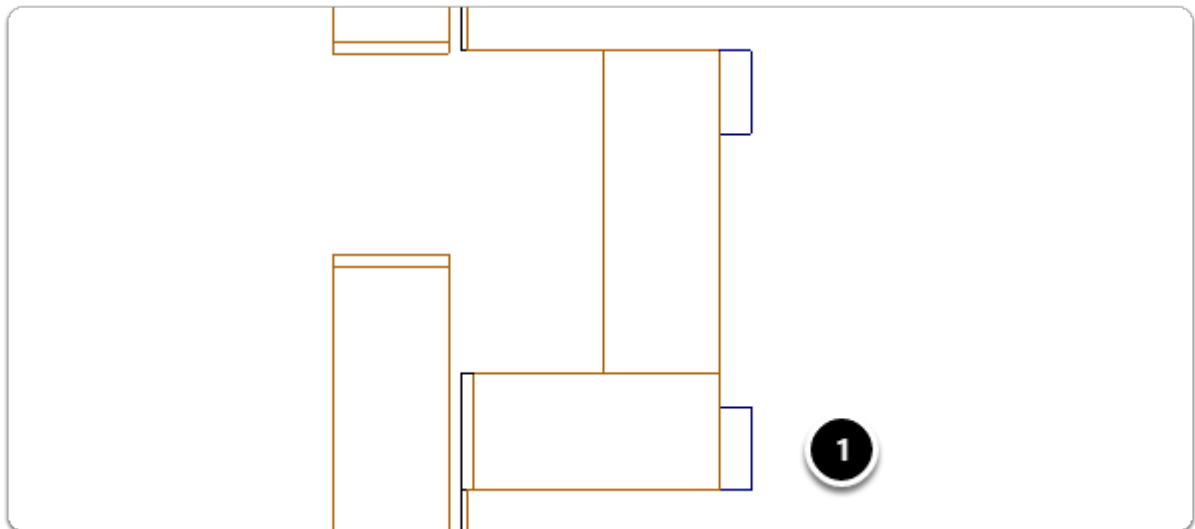
- Edit your construction method to use horizontal grain for ends, partitions or dividers and the parts are ready for both design and manufacture

i Corner Clear-out isn't required with Vercelli profile rails

It is included with the package however...

Use UCS Public Variables to toggle between the following if you need it...
(Shown here with a 2 piece exposed cabinet rail)

1. Outline
2. Drill
3. None (Default value for this package)



Apps to make Cabinet Vision work for you.

Vercelli Profile Rail - What's Included

