

# Donati Slimbox drawer system - Import Guide

## 💡 Contents of this Article...

- Alert - Start with a backup
- Extract the download
- Open Setup Package Utility and import the package

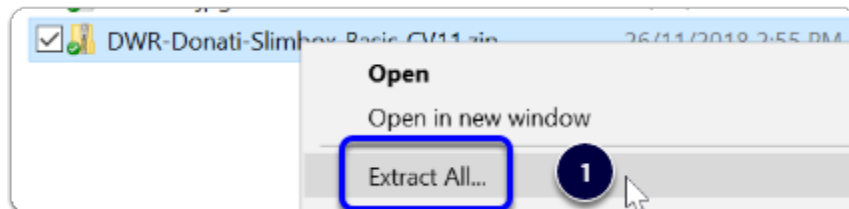
## ⚠ Before you get started is a great time to back up your Cabinet Vision files...

- If something doesn't go exactly to plan you'll be able to start over
- Take a look at our ScreenSteps on the [Backup Utility](#)

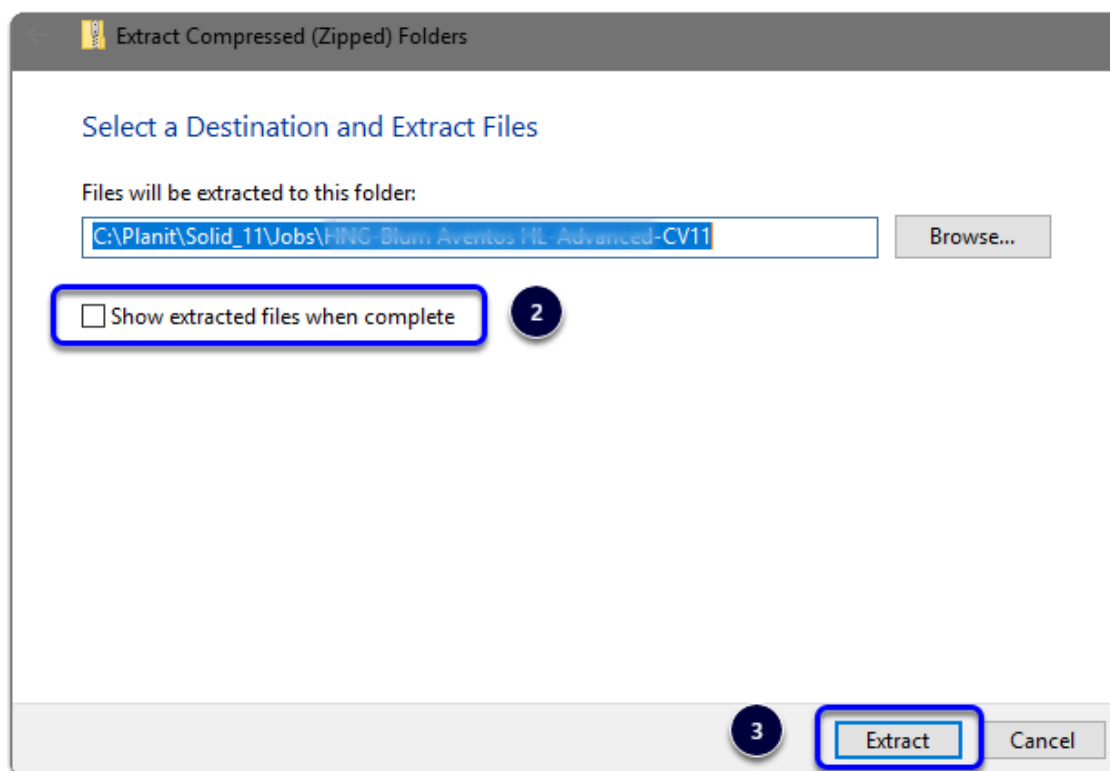
Our next step is to Unzip the download

1. Right click > Extract All
2. Un-check "Show extracted files when complete"
3. Extract

💡 An easy way is to place a copy of the zip file into your job folder > Right Click and 'Extract All'

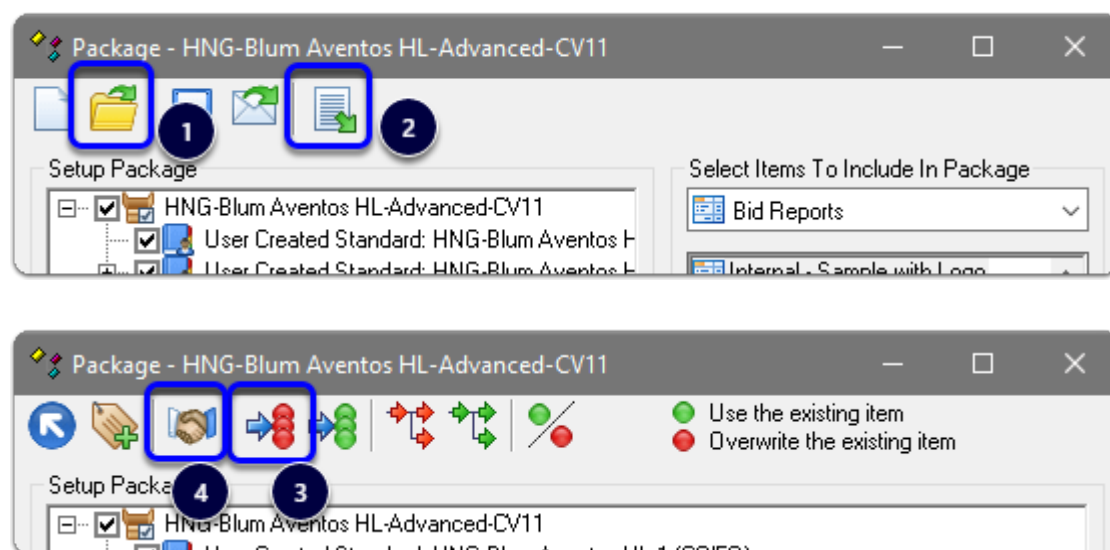


# Cabinet Vision Training - Donati Slimbox drawer system - Import Guide

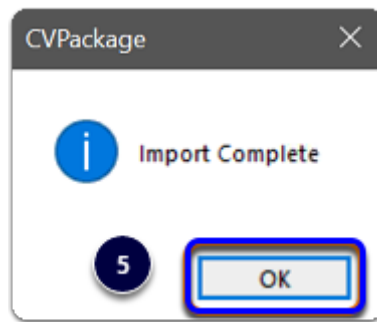


We're ready to import the package into Cabinet Vision > Splash Screen > Utilities > Setup Utility

1. Open the package
2. Switch to import mode - Swap between Creation and Import Modes
3. Overwrite all Matches
4. Import Package Contents
5. Click OK



# Cabinet Vision Training - Donati Slimbox drawer system - Import Guide



 Import Complete - You're nearly done - Continue on to the 'Post Import Cleanup'...