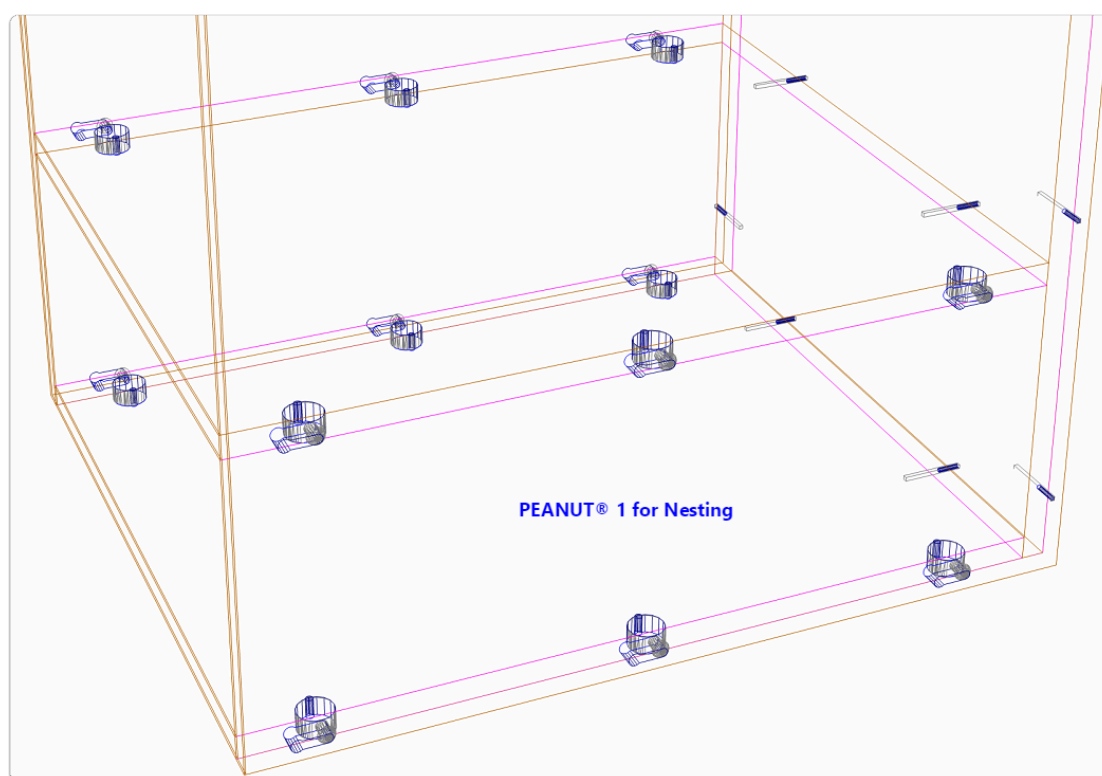


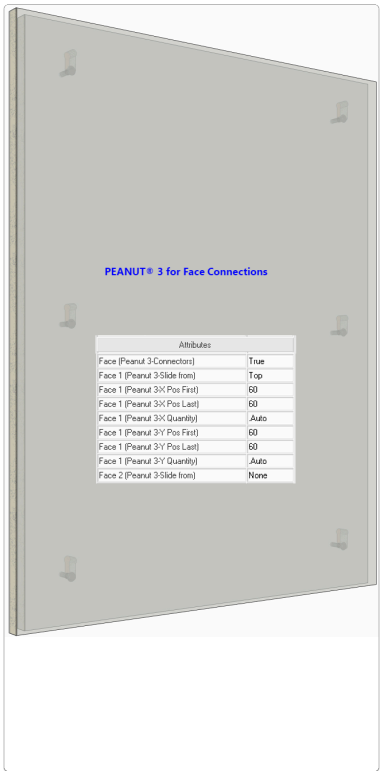
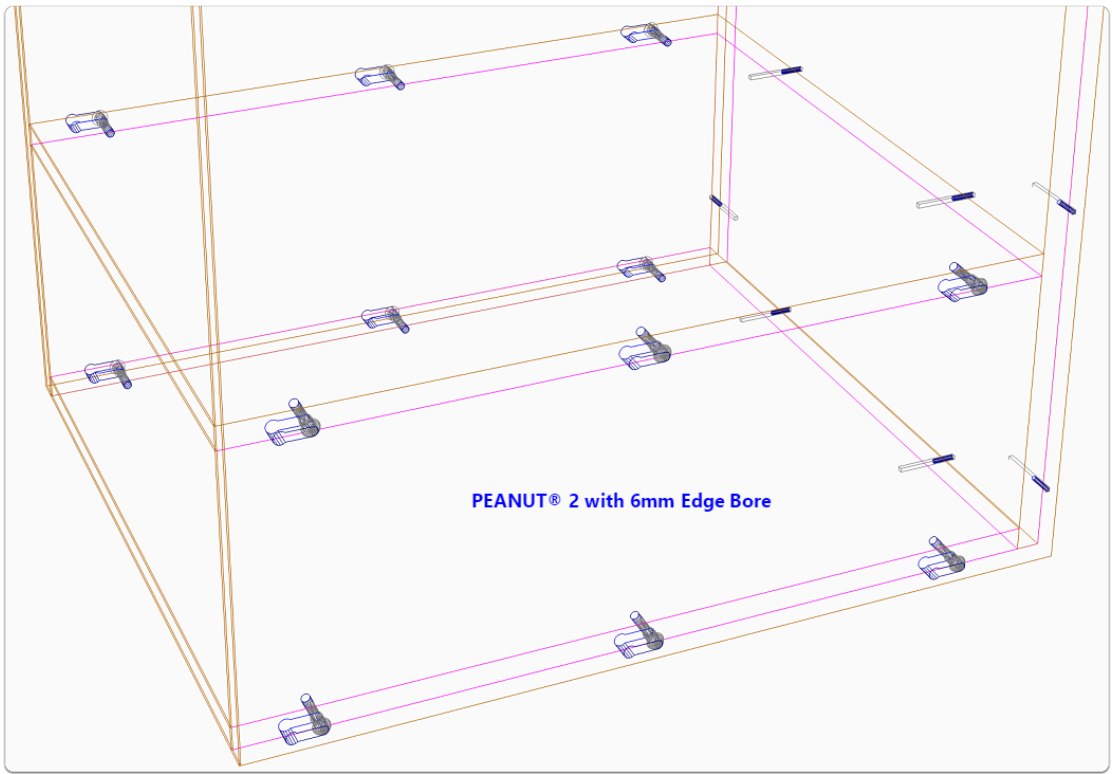
PEANUT® Connectors and PERFECT PEANUT® Slide - What's Included

💡 Contents of this Article...

- PEANUT® 1 hardware
- PEANUT® 2 hardware
- PEANUT® 3 hardware and Attributes
- UCS in package
- Drawer Constructions
- Roll Out Constructions
- Material Schedules
- Drawer and Roll Out 3D views



Cabinet Vision Training - PEANUT® Connectors and PERFECT PEANUT® Slide - What's Included



UCS	Features
Joinery IT (Asm-1 Peanut-1)	Set PEANUT® 1 and PEANUT® 2 female slide


Cabinet Vision Training - PEANUT® Connectors and PERFECT PEANUT® Slide - What's Included

UCS	Features
	direction per part and edge.
Joinery IT (Asm-1 Peanut-2)	Add PEANUT® 3 connector to part faces.
Joinery IT (Dwr-1 Perfect Peanut-1)	Link PEANUT® connector to guide.

Drawer Constructions (Maximum Height Drawers)	Description
REME Perfect Peanut	5 Piece Drawer Box

Roll Out Constructions (Single Height Roll Outs)	Description
REME Perfect Peanut-	5 Piece Roll Out

Material Schedules	Description
Guides - REME Perfect Peanut 25 KG	25 KG REME Perfect Peanut Drawer Guide Schedule
Drawer Box - REME 5 Piece Drawer	REME Perfect Peanut Drawer Box Schedule
Roll Out - REME 5 Piece Roll Out	REME Perfect Peanut Roll Out Schedule



Cabinet Vision Training - PEANUT® Connectors and PERFECT PEANUT® Slide - What's Included

